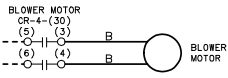



THIS DRAWING IS THE PROPERTY OF INDUSTRIAL COMBUSTION, L.L.C.
IT IS SUBJECT TO CHANGE WITHOUT NOTICE, AND IS NOT TO BE COPIED OR USED IN ANY WAY DETRIMENTAL TO THE COMPANY.

NOTE: EACH MOTOR IS TO BE FUSED SEPARATELY (BY OTHERS).
SEE CONTACTOR/STARTER FOR ANY SPECIFIC REQUIREMENTS.

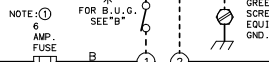
BLOWER MOTOR ENTRANCE



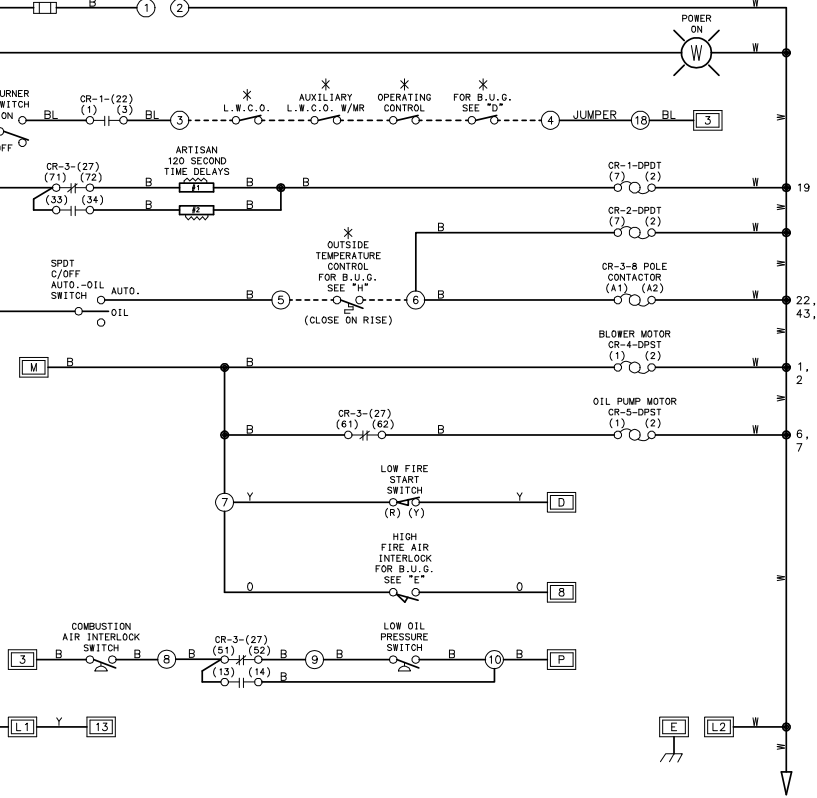
OIL PUMP MOTOR



120/1/60 CONTROL ENTRANCE

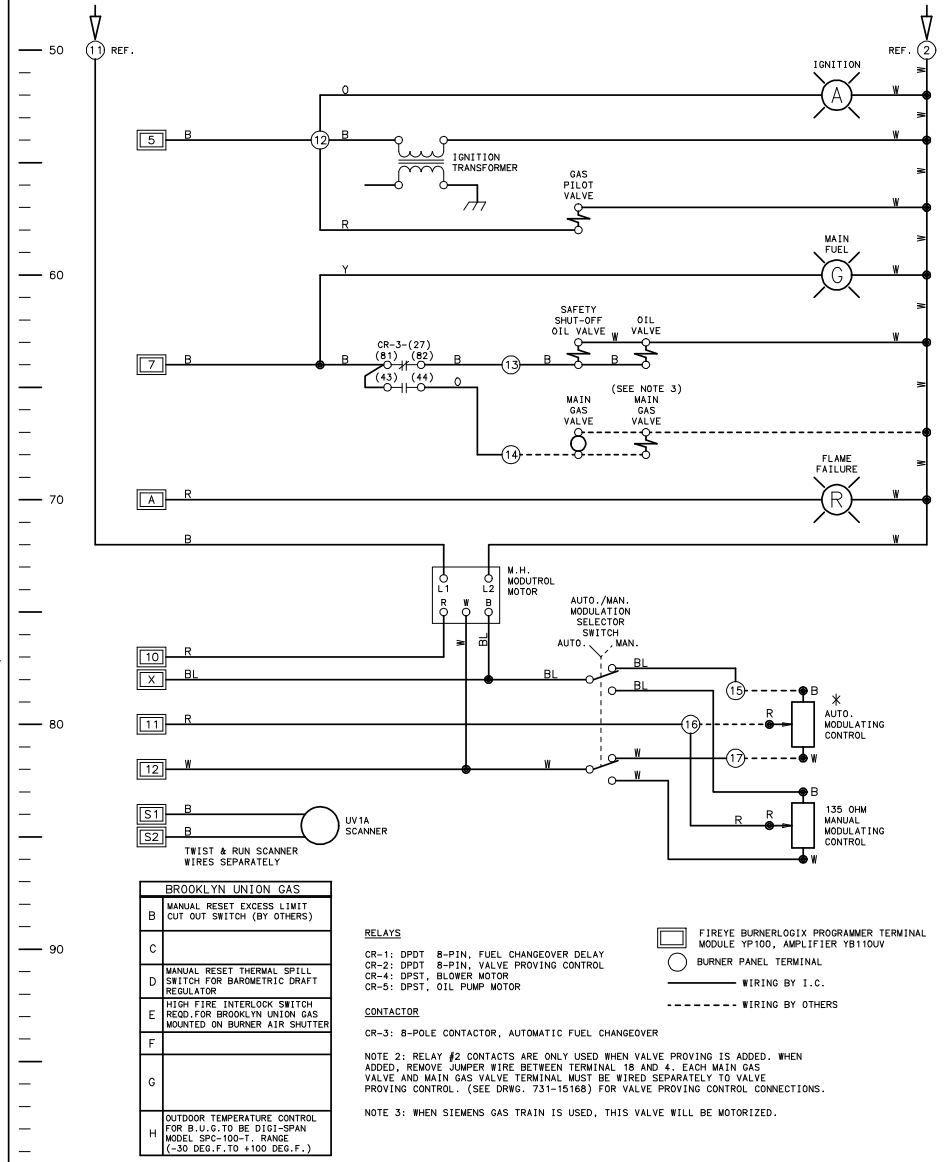


IMPORTANT: A GOOD EARTH GROUND IS ESSENTIAL.



WARNING: THESE DRAWINGS ARE TO BE USED ONLY IN CONNECTION WITH EQUIPMENT COMPLYING IN ALL RESPECTS WITH THE ORIGINAL MANUFACTURER'S SPECIFICATIONS. INSTALLER SHOULD INSPECT EQUIPMENT AND ASCERTAIN COMPLIANCE WITH ORIGINAL MANUFACTURER'S SPECIFICATIONS BEFORE USING THESE DRAWINGS. DO NOT USE THESE DRAWINGS IF THE EQUIPMENT HAS BEEN MODIFIED, SUCH USE MAY CAUSE EQUIPMENT FAILURE OR MALFUNCTION WHICH MAY RESULT IN ELECTRICAL SHOCK OR BURNS OR OTHER SEVERE PERSONAL INJURY AND PROPERTY DAMAGE. INDUSTRIAL COMBUSTION DISCLAIMS ANY AND ALL LIABILITY FOR ANY INJURY OR DAMAGE, WHETHER DIRECT, INDIRECT, INCIDENTAL OR CONSEQUENTIAL, RESULTING FROM THE USE OF THESE DRAWINGS IN CONNECTION WITH EQUIPMENT WHICH DOES NOT COMPLY IN ALL RESPECTS WITH THE MANUFACTURER'S ORIGINAL SPECIFICATIONS.

REVISIONS



BROOKLYN UNION GAS

B	MANUAL RESET EXCESS LIMIT CUT OUT SWITCH (BY OTHERS)
C	
D	MANUAL RESET THERMAL SPILL SWITCH FOR BAROMETRIC DRAFT REGULATOR
E	HIGH FIRE INTERLOCK SWITCH REQD. FOR BROOKLYN UNION GAS MOUNTED ON BURNER AIR SHUTTER
F	
G	
H	OUTDOOR TEMPERATURE CONTROL FOR B.U.G. TO BE DIGI-SPAN MODEL SPC-100-T. RANGE (-30 DEG.F. TO +100 DEG.F.)

RELAYS

- CR-1: DPDT 8-PIN, FUEL CHANGEOVER RELAY
- CR-2: DPDT 8-PIN, VALVE PROVING CONTROL
- CR-4: DPST, BLOWER MOTOR
- CR-5: DPST, OIL PUMP MOTOR

CONTACTOR

CR-3: 8-POLE CONTACTOR, AUTOMATIC FUEL CHANGEOVER

NOTE 2: RELAY #2 CONTACTS ARE ONLY USED WHEN VALVE PROVING IS ADDED. WHEN ADDED, REMOVE JUMPER WIRE BETWEEN TERMINAL 18 AND 4. EACH MAIN GAS VALVE AND MAIN GAS VALVE TERMINAL MUST BE WIRED SEPARATELY TO VALVE PROVING CONTROL. (SEE DRWG. 731-15168) FOR VALVE PROVING CONTROL CONNECTIONS.

NOTE 3: WHEN SIEMENS GAS TRAIN IS USED, THIS VALVE WILL BE MOTORIZED.

- FIREYER BURNERLOGIX PROGRAMMER TERMINAL MODULE YP100, AMPLIFIER YB1100V
- BURNER PANEL TERMINAL
- WIRING BY I.C.
- WIRING BY OTHERS

731-15248	WIRE COLOR SYMBOL	WIRE ALL CIRCUITS N.E.C. CLASS 1; NOT RESPONSIBLE FOR WIRING NOT INSTALLED AT THE FACTORY.	SCALE	DATE	OPTIONAL EQUIPMENT NOT FURNISHED UNLESS SPECIFIED IN CONTRACT.
	YELLOW Y			10/16/07	
	ORANGE O				
	RED R				
	BLUE BL	① SUPPLEMENTARY LOW OVERCURRENT PROTECTION ONLY. FUSE NOT LARGER THAN 15 AMPS.			
	WHITE W				
	BLACK B				

KLG-13, 17, 21/SIZE 1
LV-120-240/1/60
CC-120/1/60

IC INDUSTRIAL COMBUSTION, L.L.C.

 SIZE D DRWG. NO. 731-15248 00

731-15248-100